



# Lawton Elementary

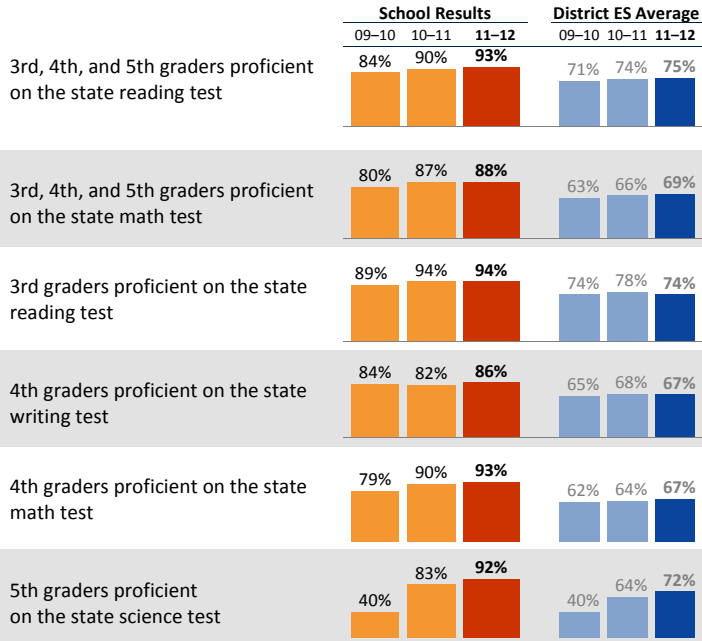
Neil Gerrans, Principal

## School Report for the 2011–2012 School Year

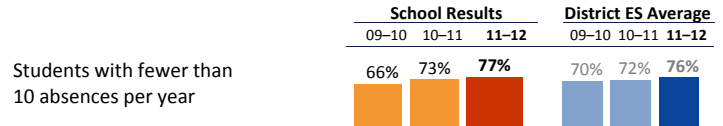
<http://lawtonelementary.org/>

**2011-2012 School Year**  
 # Students: 440  
 # Teachers: 27 # Other Staff: 6  
 Average class size: 26  
 Average daily attendance: 96.0%  
 Student mobility: 7%

### Student Achievement



### Attendance



### Accountability and School Performance

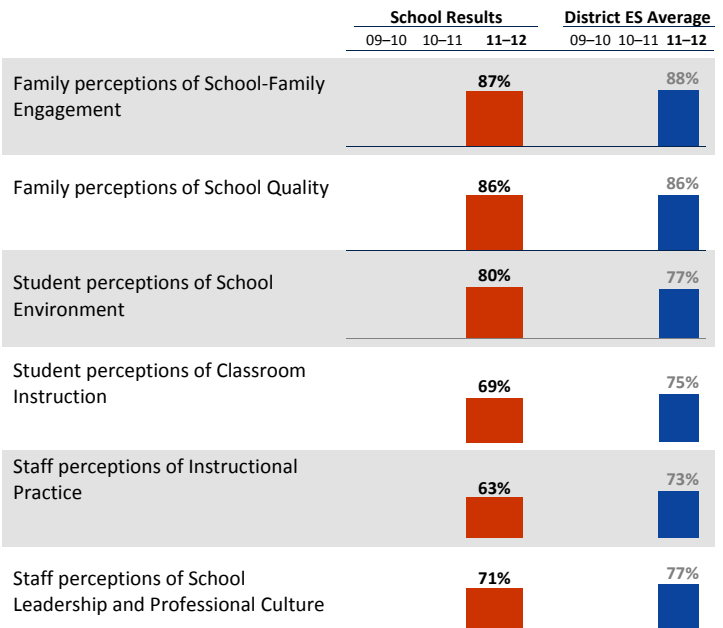
Seattle Public Schools Segmentation Level: **Level 5**

Annual Measurable Objective (AMO) target for Reading: **On/Above**

Annual Measurable Objective (AMO) target for Math: **On/Above**

### Student, Family, and Staff School Climate Survey

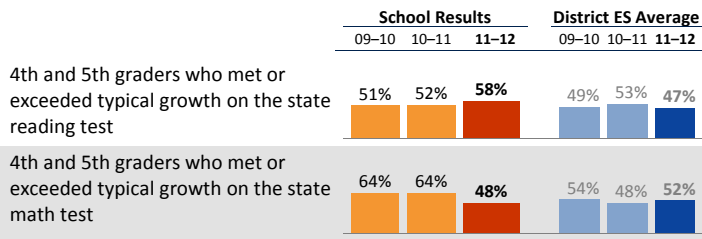
Average Positive Responses



\* Families responding to survey: 21%; Students responding to survey: 93%; Staff responding to survey: 88%

\*\*Reported results for each survey category equal the average positive responses for a subset of questions. Detailed results can be found on the School Reports and Survey page: [http://bit.ly/school\\_reports](http://bit.ly/school_reports)

### Year-to-Year Growth: Following the Same Students

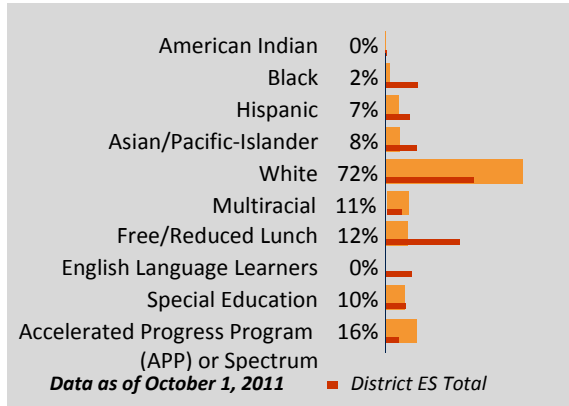


4th and 5th grade English language learner students who met or exceeded typical growth on the state reading test

*Data not available*

This measure shows how much growth students have achieved compared to similar students across the state in the same grade level. The overall metric reported is the percentage of students whose growth was average or above (50th to 99th growth percentile) on the state test. Students are compared to other students in the same grade level across the state with similar test scores in previous years.

### Student Demographics



### Student Proficiency on State Tests

School average compared to District elementary school average

	Reading		Mathematics	
	School	District Avg	School	District Avg
American Indian		54% ↗ 7	37%	↘ 1
Black		48%	↘ 1	38% ↗ 4
Hispanic	81%	↗ 18	60%	↗ 2
Asian/Pacific-Islander	79%	↘ 7	75%	↔
White	95%	↗ 3	89%	↗ 1
Multiracial	95%	↔	78%	↘ 2
Free/Reduced Lunch	82%	↗ 17	56%	↗ 1
Eng. Lang. Learners		32%	↘ 1	32%
Special Education	85%	↗ 14	52%	↗ 1
APP or Spectrum	100%		97%	↘ 2
			100%	99%



# Lawton Elementary

Neil Gerrans, *Principal*

## School Plan & Budget for the 2012-2013 School Year

### School Mission Statement

We prepare students to be respectful and responsive to others; curious, creative and confident contributors to our society.

### School Goals

Our goals are reflected in our Continuous School Improvement Plan (CSIP) goals: Increase the percentage of students passing the MSP in reading and math to 95% of students; Increase the percentage of students achieving the highest level on the state tests in reading and math; Increase the percentage of students achieving typical growth in reading and math as measured by the MAP test; and increase the percentage of students entering in the bottom quartile who meet typical growth on the MAP test in reading and mathematics. In writing we have set a goal of increasing the percentage of students passing the MSP to 90%. We also have goals in music and PE.

### School Description and Plan to Achieve Goals

Lawton is a neighborhood school with a focus on academic achievement and respectful interactions between all members of the learning community. Lawton staff believe in developing the whole-child through the arts, music, physical education, and project-based learning. Lawton is the Spectrum-designated site for our cluster.

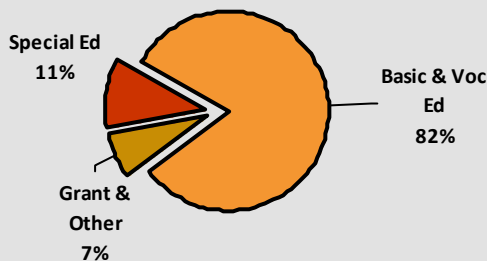
Lawton incorporates a balanced literacy approach to reading instruction which includes word study skills, small group instruction focused on comprehension and decoding, read aloud, and independent reading. Students at Lawton read "just right" books in order to increase their stamina and reading level. Teachers conference with students to discuss strengths and opportunities for growth and regularly analyze student data and provide struggling students with needed supports.

Lawton is in the process of realigning our instruction with the Common Core State Standards. We use as resources Everyday Math (EDM) curriculum for K-5 math instruction and the 6th grade Connected Mathematics Program (CMP) for 5th grade advanced learners. Often students in grades 1-5 "walk to math" to provide for differentiated instruction. Teachers use MAP data, end-of-unit assessments, and formative assessments to determine individual needs.

In writing Lawton students publish in a variety of genres throughout the year. Teachers utilize Teachers College Writers workshop materials to aid in their planning and use common assessments within a grade band in order to determine individual strengths and areas for growth.

### Annual Budget Report

2012-2013 Percent of School Funding



*All financial data are from the 2012-13 recommended budget.*

Total 2012-2013 School Budget:

**\$2,408,600**

Projected 2012-13 Student Enrollment:

**432**

Per-Student Funding:

**\$5,575**

### Invitation to Participate

One of the goals of having School Reports is to support our families as critical partners with us in your student's academic success. To get involved, please share this information with your friends and neighbors, visit your child's school, or consider talking to your child's teacher or principal about joining the school's Building Leadership Team or Parent Teacher Student Association to shape your school's improvement plan.

### District Mission Statement

The mission at Seattle Public Schools is to ensure every student graduates ready for college, career and life.